

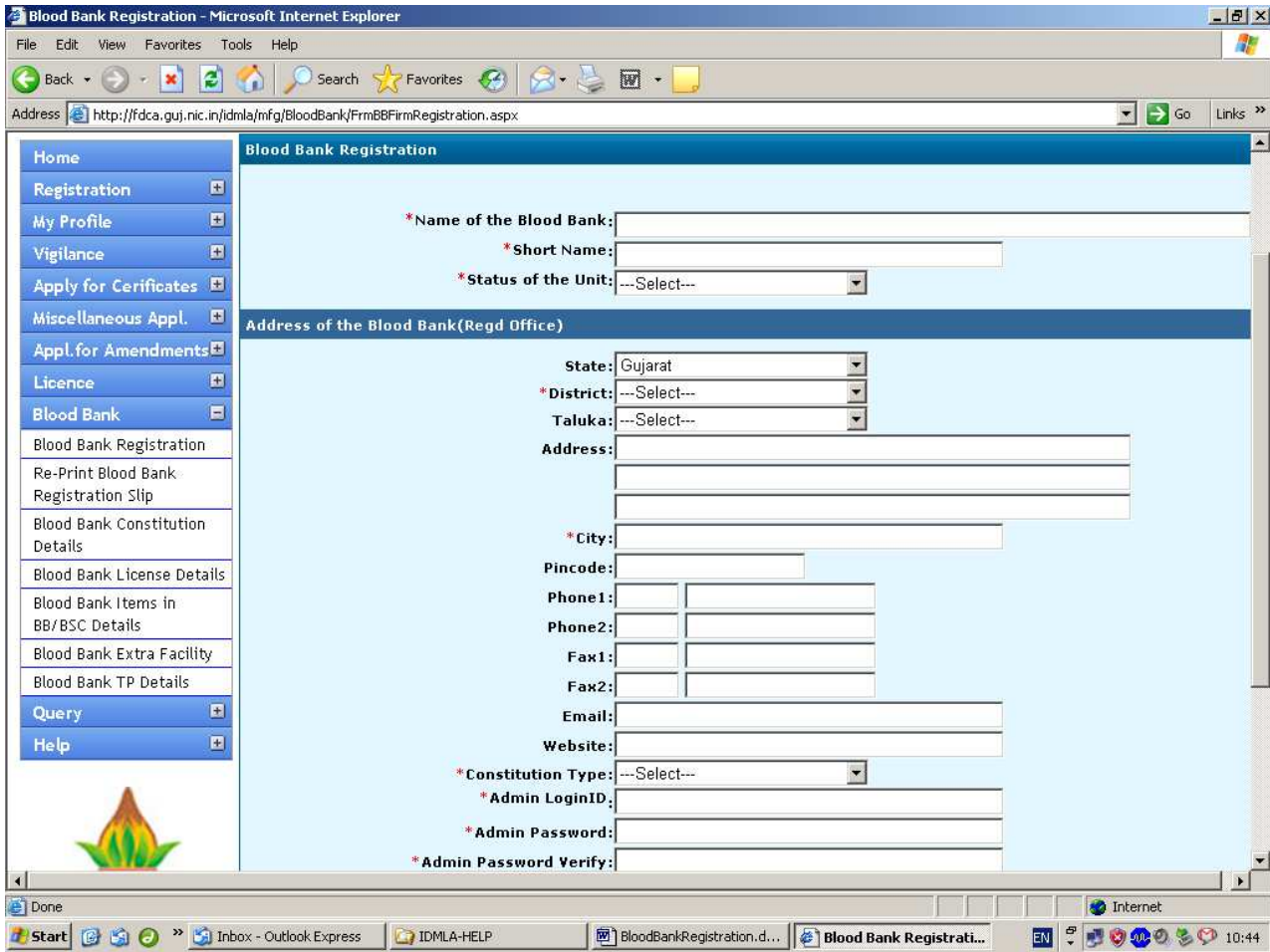
## Existing or Fresh Blood Bank Registration

Existing OR fresh Blood Bank has to register themselves in iDMLA portal. For that they have to go Blood Bank menu items from the left menu panel and then select Registration menu item.

**NOTE: IF BLOOD BANK HAVING MULTIPLE LICENSES ACROSS THE STATE WITH SAME NAME AND CONSTITUTION THEN THEY HAVE TO REGISTER ONLY ONCE.**

The screenshot shows the FDCA iDMLA portal interface. The top navigation bar includes the FDCA logo, the text "Drugs Manufacturing Licence (Allopathic) - IDMLA", and user information: "LoginID: abcdm1a", "Office: ABC Blood Bank Pvt.Ltd.", "LoginTime: 09/10/2009 11:38:00", and "Last Logged In: 09/10/2009 11:03:00". A "Sign Out" link is also present. Below the navigation bar is a yellow banner with the text "Thank you for visiting Drugs Manufacturing Licence(Allopathic)". The left sidebar contains a menu with items: Home, Registration, My Profile, Vigilance, Apply for Certificates, Miscellaneous Appl., Appl. for Amendments, Licence, Blood Bank, Blood Bank Registration, Re-Print Blood Bank Registration Slip, Blood Bank Constitution Details, Blood Bank License Details, Blood Bank Items in BB/BSC Details, Blood Bank Extra Facility, Blood Bank TP Details, Query, and Help. The "Blood Bank" menu item is expanded, and "Blood Bank Registration" is highlighted. A speech bubble points to this item with the text "Click this to register blood Bank". The main content area displays a list of news items and a red notice. The red notice states: "All the Assistant Commissioner and SDI of the Circle offices are hereby instructed that they should start the verification of Phase-I of the fresh loan licence unit ( those who are not having their own unit in the state ) before verification they should confirm that the concern firm is holding wholesale Licence in their jurisdiction and are having loan licence with the parent firm situated in either their district or in other districts of the Gujarat State . All Assistant Commissioner and Senior Drug Inspector of Circle offices should ensure manufacturer( OWN & LOAN) under their jurisdiction should complete data entry work of phase- I, II & III by Date - 31-07-2009 & they should speed up the work of authentication & verification of the printout copy of the relevant phase and the same be send to HQ". The browser's address bar shows "http://fdca.guj.nic.in/idmla/mfg/BloodBank/FrmBBFirmRegistration.aspx". The taskbar at the bottom shows the Start button, Outlook Express, IDMLA-HELP, and the current browser window.

A below screen of blood bank registration will appear

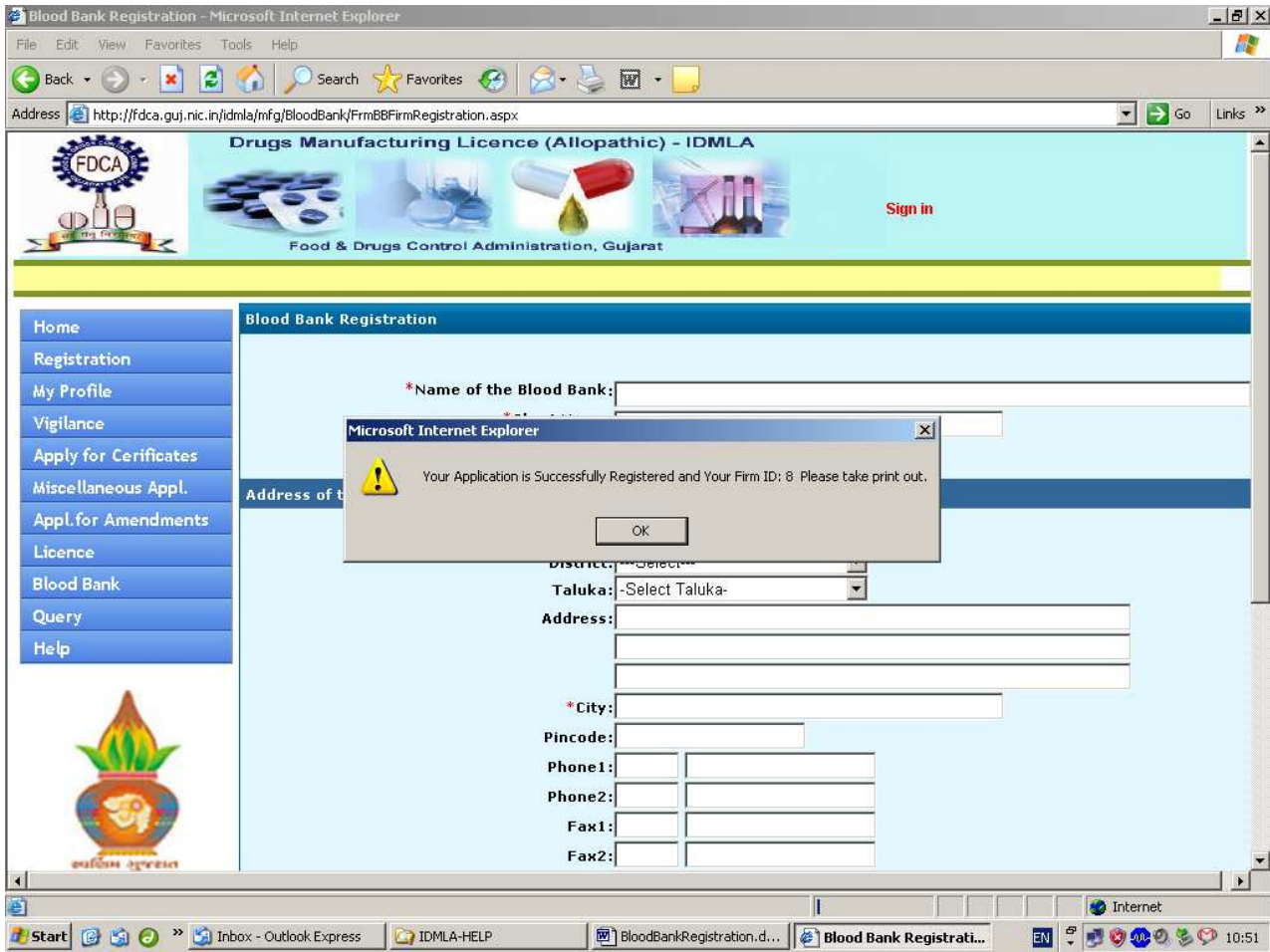


Details of the registration are self-explanatory. Blood bank has to specify the two login accounts and password of their choice.

1. Admin Login ID & Password
2. Operator Login ID & Password

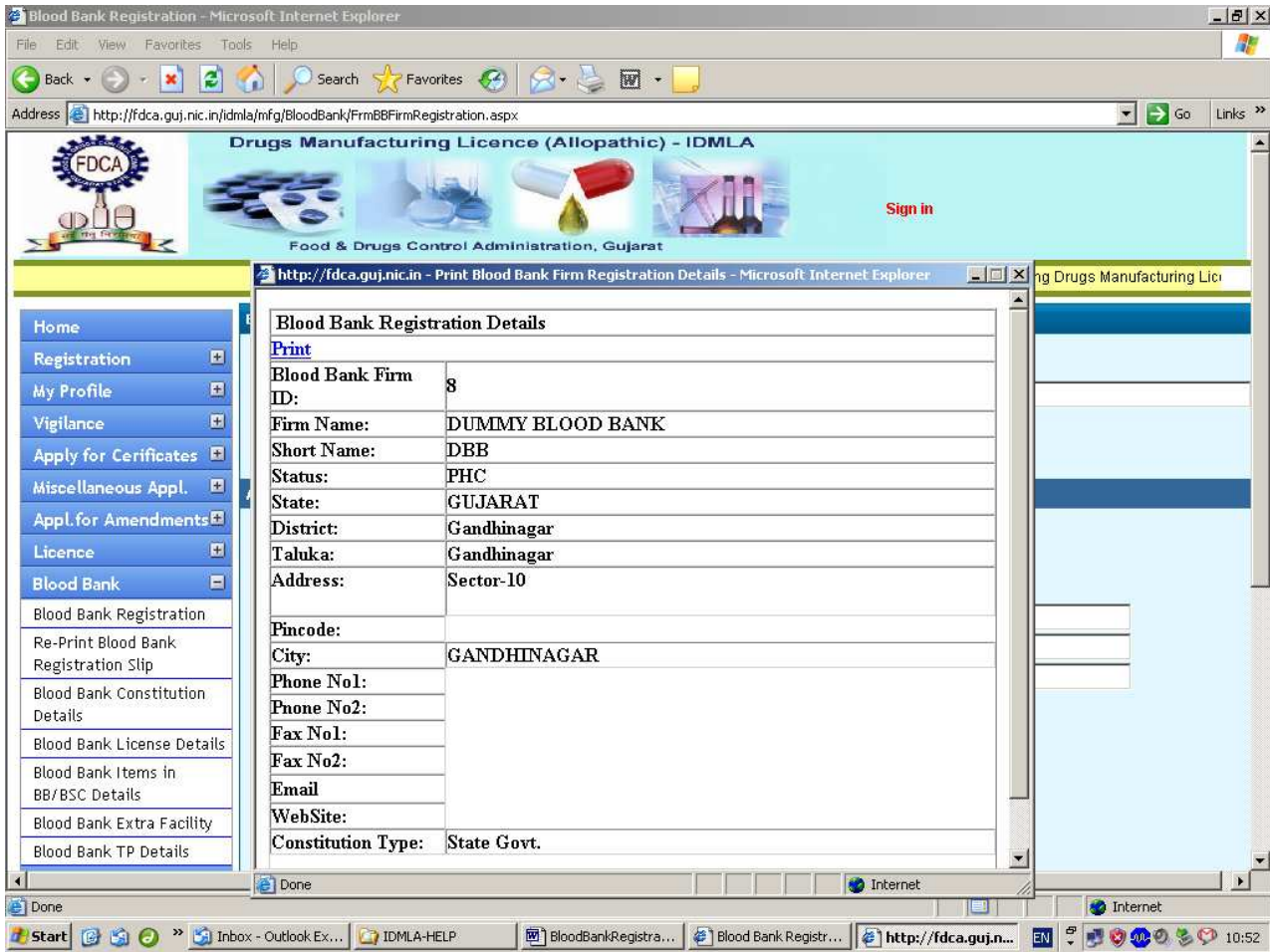
Users are advised to jot down these login id & password at secure place. It is required in all the transaction on this portal.

Click the submit button to register the data.



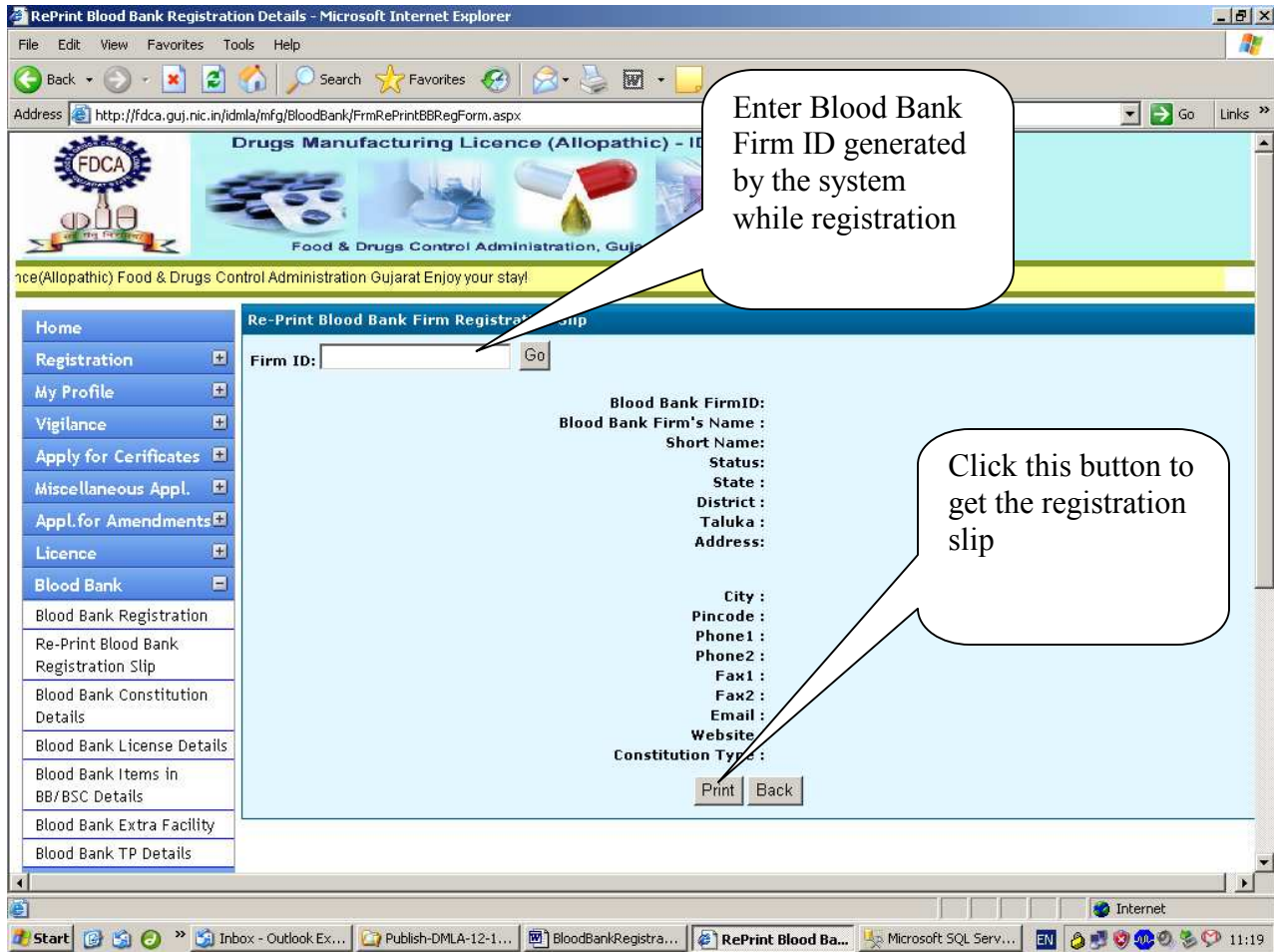
A blood bank registration ID will be generated. Users are requested to note down this id for future purpose.

A registration slip will be pup-up. User may take this registration slip and submit to the FDCA circle office for further action.



User may take re-print of the registration slip . For this select Re-print registration slip option from the Blood Bank Menu item from the left panel.





NOTE: LOGIN ACCOOUNTS ARE ACTIVATED ONCE THE FDCA OFFICERS DO THE VERIFICATION OF REGISTRATION.

SUBMIT THE REGISTRATION SLIP TO THE FDCA CIRCLE OFFICE FOR THE VERIFICATION AND ENABLING LOGIN ACCOUNTS.

